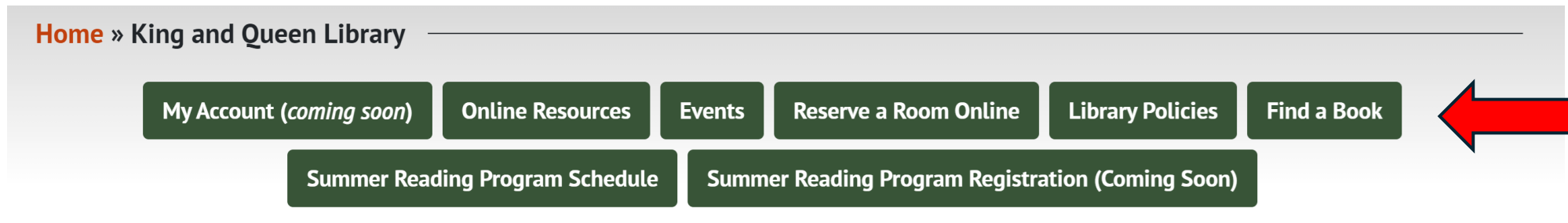


The Five Steps to
Reserving Your Book
for the Library
Locker.



Step 1

- Visit our Library Homepage at:
<https://kingandqueenco.net/king-and-queen-library-page/>
- Click the “Find a Book” button.



About the Library

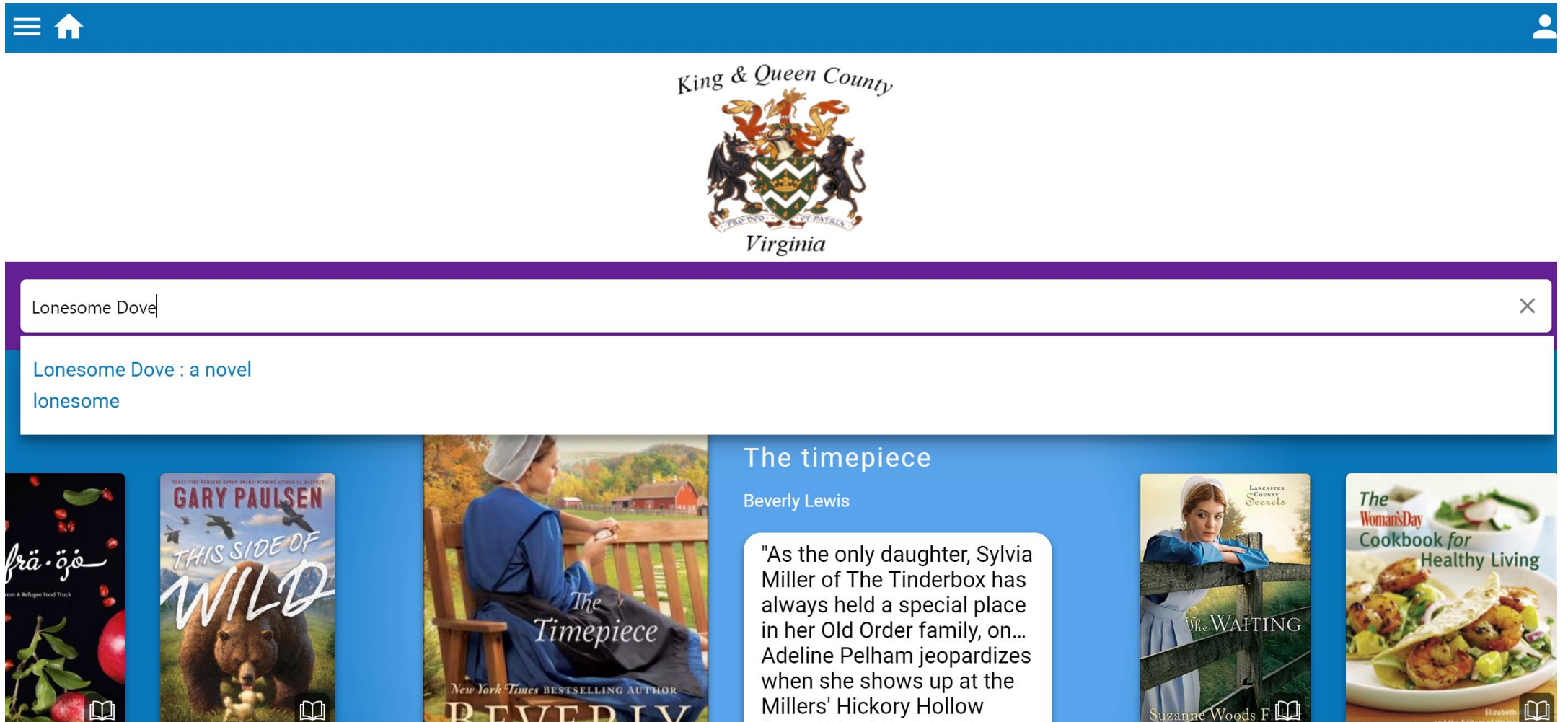
The King and Queen Branch Library, operated by King and Queen County is located in the Marriott School with an expanded computer lab, large community meeting room, lots of books, programs for all ages, and much more. The library has been a great asset to the community, especially to local school-aged children and adults alike. Come grow with us!

Come and visit us! We opened on Monday, February 12th and are excited to meet all members of the community.

King and Queen County residents, who have a Pamunkey Regional Library (PRL) card, may use all of the services offered by PRL until June 30, 2024. These services include Hoopla, books, CDs, DVDs, etc.

Step 2

- Search for your book in the Library's catalog



King & Queen County
Virginia

Lonesome Dove

Lonesome Dove : a novel
lonesome

The timepiece
Beverly Lewis

"As the only daughter, Sylvia Miller of The Tinderbox has always held a special place in her Old Order family, on... Adeline Pelham jeopardizes when she shows up at the Millers' Hickory Hollow

frä·jö
from A Refugee Food Truck

GARY PAULSEN
THIS SIDE OF WILD

The Timepiece
New York Times BESTSELLING AUTHOR
BEVERLY LEWIS

The WAITING
Suzanne Woods F

The Woman's Day Cookbook for Healthy Living
Elizabeth and the Editors of Woman's Day

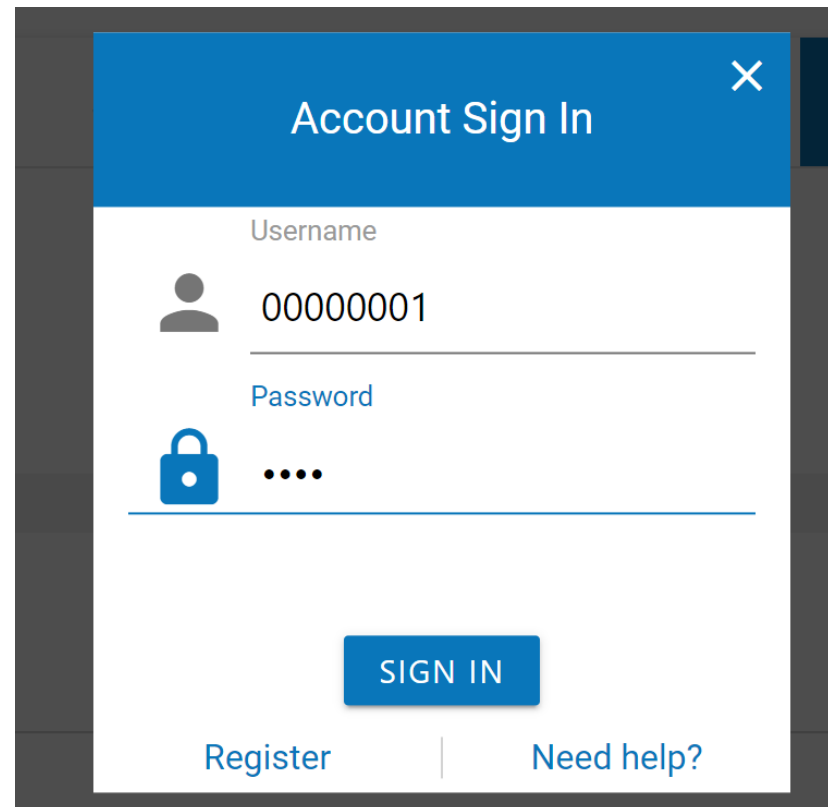
Step 3

- Once you've found your book, click the "Reserve" button.

The screenshot shows a library search interface. At the top, there is a search bar with the text "Lonesome Dove". Below the search bar, there are tabs for "All", "Book", and "DVD". The "Book" tab is selected. The search results are sorted by "Relevance" and show "Results: 1". The main result is for the book "Lonesome Dove : a novel" by "McMurtry, Larry.". The book cover is displayed on the left, and the title and author are on the right. Below the title, it says "Book". A green badge indicates "1 copy available" in the "Main Library". The call number "FIC McM" is shown below the badge. At the bottom of the result card, there are three buttons: "RESERVE", "SAVE FOR LATER", and "NOTIFY". A red arrow points to the "RESERVE" button. On the right side of the page, there is a sidebar with a "Search By" section containing "Keyword" (checked), "Title", "Author", "Subject", and "Series Title". Below that is a "Status" section with "Available".

Step 4

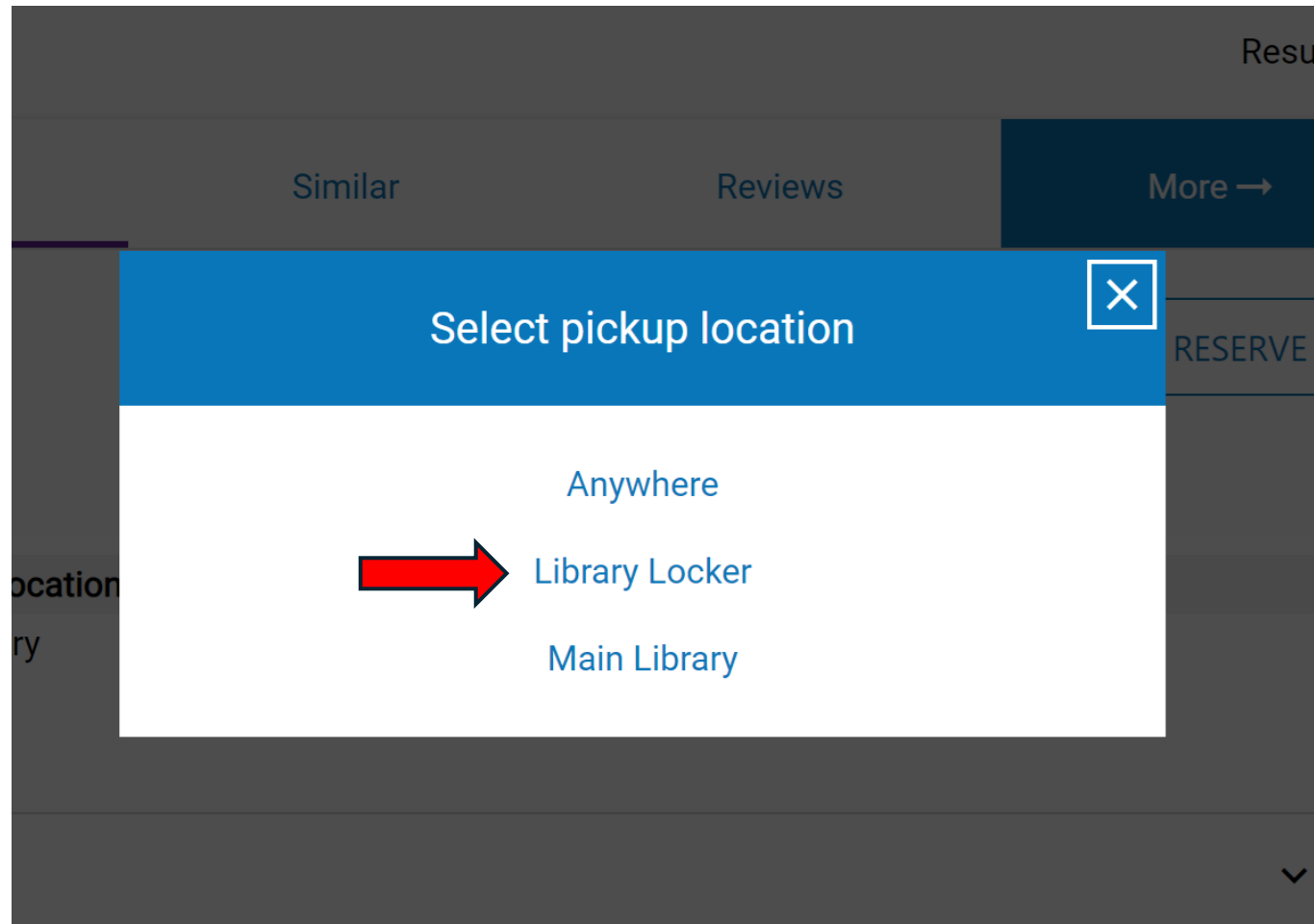
- Click “Reserve” again and enter your Username and Password.
- Your Username is your Library Card Number and your Password is the Last Four Digits of your Library Card Number.



The image shows a screenshot of a web form titled "Account Sign In". The form has a blue header with the title and a close button (X). Below the header, there are two input fields. The first field is labeled "Username" and contains the text "00000001". The second field is labeled "Password" and contains four dots. Below the input fields, there is a blue button labeled "SIGN IN". At the bottom of the form, there are two links: "Register" and "Need help?".

Step 5

- Choose “Library Locker” as the pickup location.




Your Book is Now Reserved!

- You will receive a call or email from Library Staff letting you know the locker number that holds your materials and a PIN code to open the locker.
- If the book is currently checked out, you will be next in line.

Sort by: [Relevance](#) Results: 1

[Info](#) [Copies](#) [Similar](#) [Reviews](#) [More →](#)

[All](#) [Available](#)  [RESERVED](#)

Main Library

Call Number	Physical Location	Status
FIC McM	Main Library	In

Show Barcodes ▼

[RESERVED](#) [SAVE FOR LATER](#) [NOTIFY](#)